

PHOTOMETRIC PERFORMANCE

LUMENLINEAR™

Scan for spec info
or view website



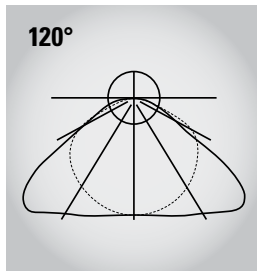
Wagner™ Architectural Systems' Lumenlinear, continuous length solutions, provide the output and options to meet your lighting requirements. Its soft light provides ample illumination for safety and ambiance without the glare or harshness of overhead lighting. Available with warm, neutral or cool white color temperatures, and a range of solid color options for static hues. Matte or transparent lens optics assist in further definition of your lighting specification and the standard-, mid- and high-output offerings make Lumenlinear a highly flexible and practical solution for adding beauty and light to your life safety installations.

Wagner offers multiple ETL listed options for both 24VDC power supplies and NEMA enclosures. Quantities and types will be configured based on your specifications and design. Additional specification options are available by request. Not all options apply to all products, please verify compatibility with the factory.

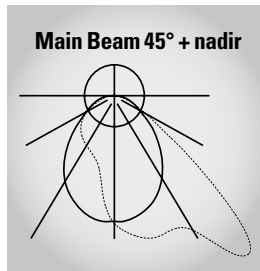
LUMENLINEAR™
ANOTHER
LUMENRAIL®
COMPONENT
FOR LIFE SAFETY
AND LIGHT.

PAGE 1 OF 1

ISOCANDELA OUTPUT



Symmetric Orientation

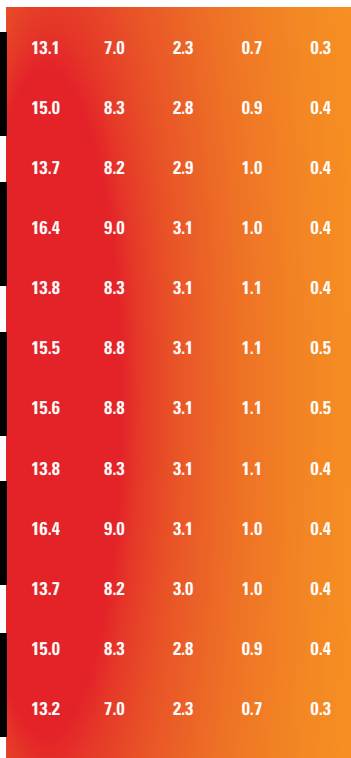


Asymmetric Orientation

FEATURES

- L70 = 50,000 hours +
- 60° and 120° symmetric beam spreads
- 70° asymmetric output @ 45° + nadir
- Lumens/foot average:
 - 152, 284 or 413 lpf (@4000K)
- CCT standard in 4 white options
- 4 solid color options including wildlife amber
- Up to 88 CRI standard
- 94+ CRI available upon request
- IES full cutoff classification when installed in Wagner Architectural Systems hand rail
- Industry leading forward throw output
- 24VDC, IP67, 5-year warranty
- Matte & transparent lens options
- Sealed, extruded aluminum housing

ILLUMINANCE PLOTS

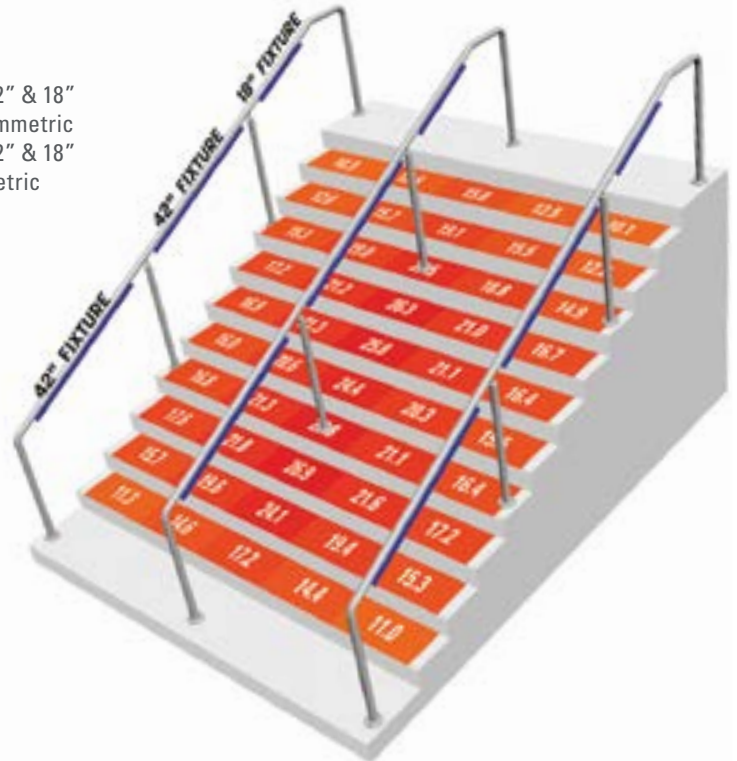


10' Wide Walkway Isofootcandle Plot:

- (5) LULS40K2070TA42 = 4000K, 2W/Ft,
- Transparent lens, asymmetric, 42" long
- Railing height 36"
- (Isofootcandle) calculation points on 2' center: 0.4fc @10'

10' Wide Staircase:

- 6" rise, 12" treads
- LULS40K2070TA 42" & 18"
- Outside rails - Asymmetric
- LULS40K2070TS 42" & 18"
- Center rail - Symmetric



Outputs	STANDARD (2W')		MID (4W')		HIGH (6W')		
	120° Optic	Matte	Transparent	Matte	Transparent	Matte	Transparent
3000° K		131 lpf	147 lpf	235 lpf	268 lpf	336 lpf	383 lpf
4000° K		132 lpf	152 lpf	247 lpf	284 lpf	361 lpf	413 lpf